



## Mechanical Pinch Valves type OV



Safety regulated . . .



# Mechanical Pinch Valves

## OV series

- ▲ **The valve solution for abrasive, corrosive and fibrous products, granulates, powders and slurries.**

### Valve function:

The manual valve is closed with handwheel.

The pneumatic valve is normally spring closed, air to open.

Furthermore a pinch valve with double acting cylinders is available.

### Advantages:

- free passage
- hermetic closing
- optimum tightness
- no plugging
- easy maintenance

safety function in the event of loss of energy/air of type PA/PA2

### Construction:

Body and actuator aluminium, sleeves in various materials (e.g. natural rubber anti-abrasive, EPDM, neoprene)

### Maintenance:

The sleeves and other parts can be replaced easily

### Body:

**Aluminium**

### Sleeves:

Natural rubber or synthetic elastomers (i.e. nitrile, neoprene, EPDM)

### Flange dimensions:

Acc. UNI 2223 DIN PN10/16

### Industrial areas:

- Pneumatic conveying systems
- Cement and fibrocement
- Pigment and granulates
- Ceramics-, glass-, plastic industry
- Sewage water and mud industry
- Marble- and granite industry etc
- Tannery

Technical details subject to change without notice.

---

### AKO UK Ltd

13 Alvis Way, Royal Oak Trading Estate, Daventry, Northampton Nn11 8PG8

Tel: 0 13 27 31 27 47 ▪ Fax: 0 13 27 31 25 65 ▪ E-mail: [sales@ako-valves.com](mailto:sales@ako-valves.com) ▪ Web: [www.ako-valves.com](http://www.ako-valves.com)

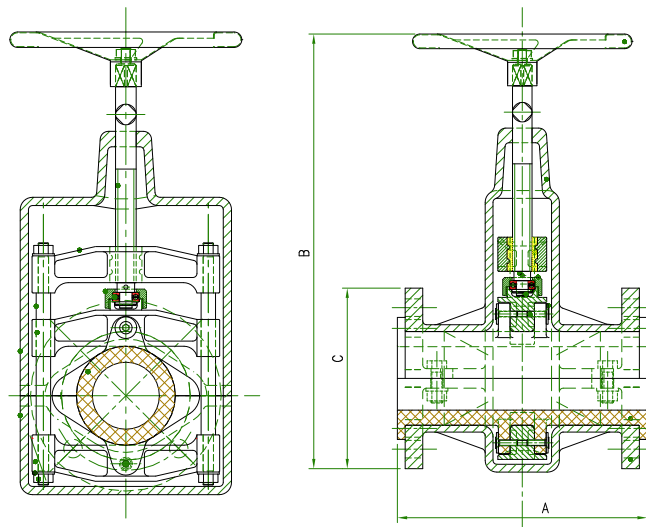
# Mechanical Pinch Valves

## OV series - type M

### Pinch Valve with handwheel

**Operation:**  
Manual with handwheel

**Opening/ closing mechanism:** DN 15-50mm: single acting  
DN 65-250mm: double acting



## OV-M DN 15-250

DN	A	B	C	screws	TK (mm)	d (mm)	PS max (bar)	weight (kg)
15	162	195	95	4	65	14	5	1,8
20	162	210	105	4	75	14	5	1,9
25	196	225	115	4	85	14	5	2,7
32	196	250	140	4	100	18	5	3,0
40	216	285	150	4	110	18	5	4,0
50	246	300	165	4	125	18	5	5,0
65	256	445	185	4	145	18	5	11,5
80	276	490	200	4	160	18	5	13,0
100	316	530	220	8	180	18	5	17,0
125	325	670	250	8	210	18	3	25,5
150	325	790	285	8	240	22	3	30,0
175	355	900	315	8	270	22	3	45,0
200	370	850	340	8	295	22	3	45,0
250	524	1090	395	12	350	22	2	80,0

Technical details subject to change without notice.

#### AKO UK Ltd

13 Alvis Way, Royal Oak Trading Estate, Daventry, Northampton Nn11 8PG8  
Tel: 0 13 27 31 27 47 ▪ Fax: 0 13 27 31 25 65 ▪ E-mail: sales@ako-valves.com ▪ Web: www.ako-valves.com

# Mechanical Pinch Valves


## OV series - type PA/PA2

### Pinch Valve with pneumatic actuator

The valve is normally spring closed, air to open. (one/two single acting pneumatic cylinder)

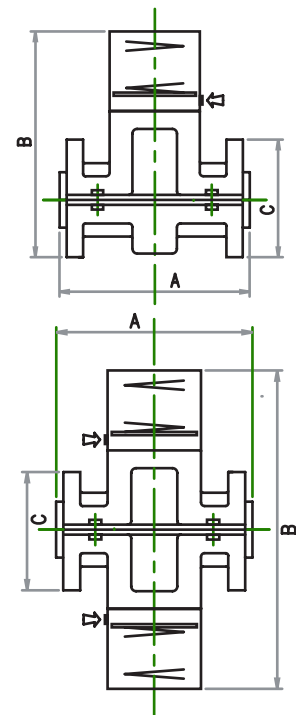
**Body+actuator:** Aluminium

**Accessories:** Solenoid valve, pressure regulators, limit switches



## OV-PA/PA2 DN 15-200

DN	A	B	C	screws	TK (mm)	d (mm)	PS max (bar)	weight (kg)	type
15	162	285	95	4	65	14	5	3,8	PA
20	162	300	105	4	75	14	5	4,0	PA
25	196	360	115	4	85	14	5	5,0	PA
32	196	380	140	4	100	18	5	5,5	PA
40	216	440	150	4	110	18	3	11,0	PA
50	246	450	165	4	125	18	3	12,0	PA
65	256	650	185	4	145	18	3	20,0	PA2
80	276	830	200	4	160	18	3	40,0	PA2
100	316	860	220	8	180	18	3	42,0	PA2
125	325	1040	250	8	210	18	3	58,0	PA2
150	325	1080	285	8	240	22	3	62,0	PA2
200	370	1200	340	8	295	22	2	95,0	PA2



Technical details subject to change without notice.

**AKO UK Ltd**

13 Alvis Way, Royal Oak Trading Estate, Daventry, Northampton Nn11 8PG8

Tel: 0 13 27 31 27 47 ▪ Fax: 0 13 27 31 25 65 ▪ E-mail: sales@ako-valves.com ▪ Web: www.ako-valves.com

# Mechanical Pinch Valves


## OV series - type P/P2

### Pinch Valve with pneumatic actuator

The valve is pneumatically operated with one / two pneumatic cylinder (double acting).

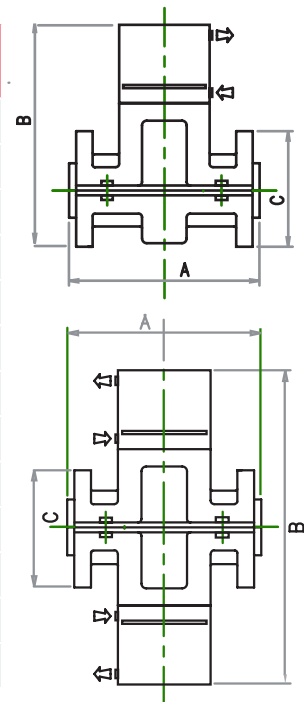
**Body+actuator:** Aluminium

**Accessories:** Solenoid valve, pressure regulators, limit switches



## OV-P/P2 DN 15-250

DN	A	B	C	screws	TK (mm)	d (mm)	PS max (bar)	weight (kg)	type
15	162	195	95	4	65	14	5	2,5	P
20	162	200	105	4	75	14	5	2,7	P
25	196	240	115	4	85	14	5	3,5	P
32	196	250	140	4	100	18	5	3,6	P
40	216	320	150	4	110	18	5	7,0	P
50	246	330	165	4	125	18	5	7,5	P
65	256	440	185	4	145	18	5	15,0	P2
80	276	580	200	4	160	18	5	30,0	P2
100	316	600	220	8	180	18	5	33,0	P2
125	325	750	250	8	210	18	5	45,0	P2
150	325	800	285	8	240	22	5	50,0	P2
200	370	920	340	8	295	22	4	84,0	P2
250	524	1090	395	12	350	22	2	160,0	P2



Technical details subject to change without notice.

### AKO UK Ltd

13 Alvis Way, Royal Oak Trading Estate, Daventry, Northampton Nn11 8PG8

Tel: 0 13 27 31 27 47 ▪ Fax: 0 13 27 31 25 65 ▪ E-mail: sales@ako-valves.com ▪ Web: www.ako-valves.com